

FIGURE 3: Notable Lease Transactions Q4 2022

Tenant	City	SF Leased	Type
RK Logistics Group, Inc.	Hayward	237,400	Sublease
RoadOne IntermodaLogistics	Oakland	232,881	New Lease
Moxion Power	Richmond	200,000	New Lease
Lansum International	Oakland	155,000	Sublease
Iron Mountain	Hayward	147,853	Renewal
Finelite	Union City	140,100	Renewal
Dependable Highway Express	San Leandro	136,764	Sublease/Expansion
CEVA Freight	San Leandro	82,300	Renewal

Source: CBRE Research

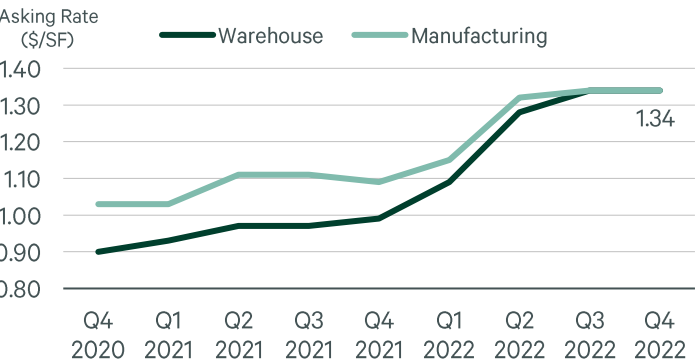
FIGURE 4: Notable Sale Transactions Q4 2022

Buyer	City	SF Sold	Sale Price
Prologis	880 Corridor*	2,007,380	N/A
Self-Help Credit Union	Oakland	29,040	\$7.3M
ALC Investment Inc	Richmond	3.5 Acres	\$7.5M

Source: CBRE Research

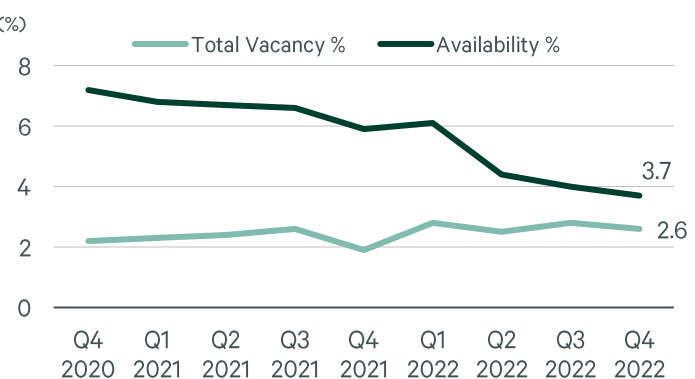
* Indicates a portfolio sale

FIGURE 5: Lease Rates



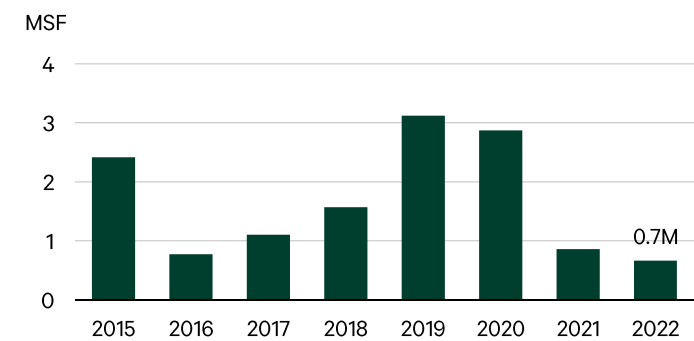
Source: CBRE Research

FIGURE 6: Vacancy & Availability



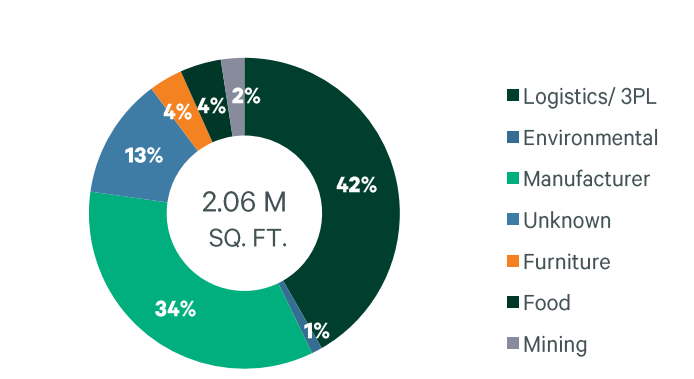
Source: CBRE Research

FIGURE 7: Construction Completions



Source: CBRE Research

FIGURE 8: Top 25 Leases of the Quarter by Industry



Source: CBRE Research